

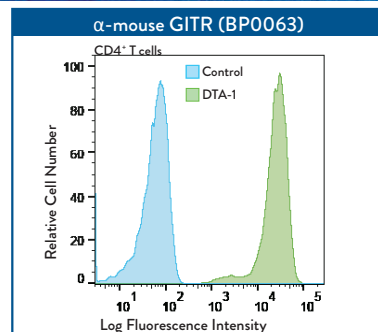
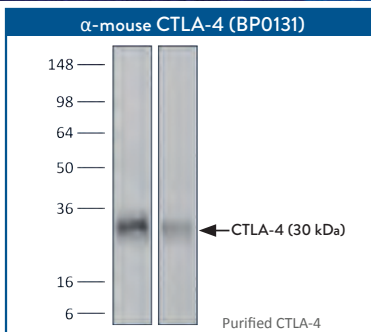
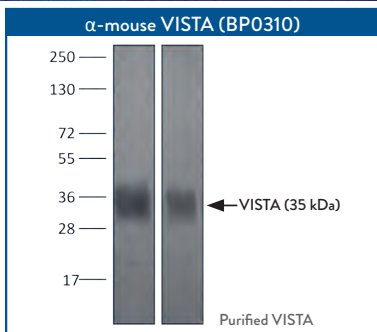
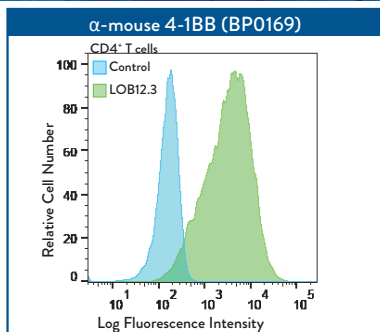
Cancer

Antibodies for Cancer Research

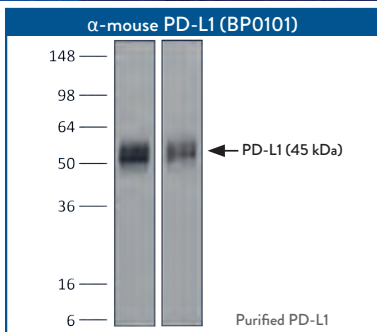

bioxcell.com



Antibodies for Cancer Research



Antigen	Reactivity	Application	Clone	InVivoMab Catalog	InVivoPlus Catalog
4-1BB (CD137)	mouse	<i>in vivo</i> activation of 4-1BB	LOB12.3	BE0169	BP0169
4-1BB (CD137)	mouse	<i>in vivo</i> and <i>in vitro</i> 4-1BB stimulation	3H3	BE0239	BP0239
4-1BB (CD137)	mouse	<i>in vitro</i> 4-1BB blockade, FC	17B5	BE0296	
4-1BBL (CD137L)	mouse	<i>in vivo</i> 4-1BBL blockade	TKS-1	BE0110	
B7-1 (CD80)	mouse	<i>in vivo</i> B7-1 blockade, Affinity chromatography	1G10	BE0134	
BTLA (CD272)	mouse	<i>in vivo</i> BTLA stimulation, <i>in vivo</i> BTLA blockade	6A6	BE0132	
BTLA (CD272)	mouse	<i>in vivo</i> and <i>in vitro</i> stimulation of BTLA, FC	PK18.6	BE0153	
BTLA (CD272)	mouse	<i>in vivo</i> BTLA blockade, <i>in vitro</i> T cell stimulation/activation, FC	PJ196	BE0196	
CD19	mouse	<i>in vivo</i> B cell depletion, <i>in vivo</i> CD19 neutralization, <i>in vitro</i> B cell negative selection, FC	1D3	BE0150	
CD19	human	FC, Functional assays, IF, Chimeric antigen receptor construction	4G7	BE0281	
CD20	mouse	<i>in vivo</i> B cell depletion, WB	MB20-11	BE0356	
CD20	human/monkey	<i>in vivo</i> B cell depletion in hCD20 Tg mice, IHC-F, IP, FC	2H7	BE0276	
CD20	mouse	FC, WB	AISB12	BE0302	
CD24	mouse	<i>in vivo</i> administration, IHC-F, IHC-P, IF, FC	M1/69	BE0360	
CD27	mouse	<i>in vivo</i> CD27 stimulation, <i>in vitro</i> CD27 stimulation, IP, FC	RM27-3E5	BE0348	
CD28	mouse	<i>in vitro</i> T cell stimulation/activation, <i>in vivo</i> CD28 blockade	37.51	BE0015-1	
CD28	mouse	<i>in vitro</i> T cell stimulation/activation	PV-1	BE0015-5	
CD28	human	<i>in vitro</i> T cell stimulation/activation	9.3	BE0248	
CD28	human/monkey	<i>in vitro</i> T cell stimulation/activation, FC, IHC-F, IP	CD28.2	BE0291	
CD28	mouse	<i>in vivo</i> and <i>in vitro</i> T cell stimulation/activation	D665	BE0328	
CD38	mouse	<i>in vivo</i> and <i>in vitro</i> CD38 stimulation, <i>in vitro</i> B cell activation, IF	NIMR5	BE0317	
CD40	mouse	<i>in vivo</i> CD40 activation, <i>in vitro</i> B cell stimulation/activation	FGK4.5/FGK45	BE0016-2	BP0016-2
CD40L (CD154)	mouse	<i>in vivo</i> and <i>in vitro</i> blocking of CD40/CD40L signaling	MR-1	BE0017-1	BP0017-1
CD40L (CD154)	human/monkey	<i>in vitro</i> and <i>in vivo</i> blocking of CD40/CD40L signaling, IP, FC	5C8	BE0292	
CD44	mouse/human	<i>in vivo</i> CD44 neutralization	IM7	BE0039	
CD44	human	<i>in vivo</i> CD44 blockade in xenografts, <i>in vitro</i> CD44 blockade, WB, IF	Hermes-1	BE0262	
CD47	human	<i>in vitro</i> CD47 neutralization, <i>in vivo</i> CD47 neutralization in human tumor xenograft models or humanized mice, FC	B6H12	BE0019-1	
CD47	human/mouse/rat	<i>in vivo</i> CD47 blockade, <i>in vitro</i> CD47 blockade, IF	MIAP410	BE0283	BP0283
CD47 (IAP)	mouse	<i>in vivo</i> CD47 blockade, <i>in vitro</i> CD47 blockade, IF	MIAP301	BE0270	
CD69	mouse	<i>in vivo</i> down-regulation of CD69 expression, Functional assays	CD69.2.2	BE0330	
CD70	mouse	<i>in vivo</i> and <i>in vitro</i> CD70 blockade, FC	FR70	BE0022	
CD71 (TfR)	human	WB, IP, FC	5E9C11	BE0343	
CD71 (TfR1)	mouse	<i>in vivo</i> depletion of CD71+ cells	R17 217.1.3	BE0175	
CD71 (TfR1)	mouse	<i>in vivo</i> depletion of CD71+ cells, IF, IHC-F, WB	8D3	BE0329	
CD71 (TfR1)	rat/mouse	Targeted drug delivery to the brain, IHC-F, FC	OX-26	BE0331	
CD73	mouse	<i>in vivo</i> CD73 blockade	TY/23	BE0209	
CD80 (B7-1)	mouse	<i>in vivo</i> CD80 blockade, FC	16-10A1	BE0024	
CD86 (B7-2)	mouse	<i>in vivo</i> CD86 blockade, FC	GL-1	BE0025	
CD96	mouse	<i>in vivo</i> and <i>in vitro</i> CD96 blocking, FC	3.3	BE0337	
CD103	mouse	<i>in vivo</i> CD103 neutralization, IF, FC	M290	BE0026	
CD172a (SIRPα)	mouse	<i>in vivo</i> and <i>in vitro</i> SIRPα blocking, WB, IP, FC	P84	BE0322	
CD209b (SIGN-R1)	mouse	<i>in vivo</i> SIGN-R1 blockade, IHC-F, WB, FC	22D1	BE0220	
CD276 (B7-H3)	mouse	<i>in vivo</i> B7-H3 blockade, FC	MJ18	BE0124	
CD314 (NKG2D)	mouse	<i>in vivo</i> and <i>in vitro</i> NKG2D blockade, FC	CX5	BE0334	
CD326 (EpCAM)	mouse	IHC-F, IF, FC, WB	G8.8	BE0346	
c-Kit (CD117)	mouse	FC, IF, IHC	2B8	BE0280	
c-Kit (CD117)	mouse	<i>in vivo</i> mast cell depletion, <i>in vivo</i> c-Kit+ cell depletion, <i>in vitro</i> c-Kit neutralization, IP, FC	ACK2	BE0293	
c-myc	human	WB, ELISA, FC	9E10	BE0238	
CLEC9A (CD370)	mouse	<i>in vivo</i> Ag targeting to CLEC9A+ DCs, WB, ELISA, IP, IF, FC	7H11	BE0305	
CSF1R (CD115)	mouse	<i>in vivo</i> macrophage depletion, <i>in vitro</i> CSF-1R neutralization, <i>in vivo</i> monocyte depletion, FC	AFS98	BE0213	BP0213



InVivoMab vs. InVivoPlus		
	InVivoMab	InVivoPlus
purity level	> 95%	> 95%
protein aggregates validated at ≤ 5%		✓
azide and carrier protein free	✓	✓
endotoxin concentration	< 2EU/mg	< 1EU/mg
validated by immunoblot, FC, or ELISA		✓
screened for murine pathogens		✓
available in bulk quantities	✓	✓

Antigen	Reactivity	Application	Clone	InVivoMab Catalog	InVivoPlus Catalog
CSF1R (CD115)	human	<i>in vitro</i> CSF1R neutralization, IHC-P, Functional assays, FC	2-4A5-4	BE0347	
CTLA-4 (CD152)	mouse	<i>in vivo</i> and <i>in vitro</i> CTLA-4 neutralization, FC	UC10-4F10-11	BE0032	BP0032
CTLA-4 (CD152)	mouse	<i>in vivo</i> and <i>in vitro</i> CTLA-4 neutralization	9H10	BE0131	BP0131
CTLA-4 (CD152)	mouse	<i>in vivo</i> CTLA-4 neutralization	9D9	BE0164	BP0164
CTLA-4 (CD152)	human	<i>in vitro</i> CTLA-4 neutralization, FC	BN13	BE0190	
DR5 (CD262)	mouse	<i>in vivo</i> and <i>in vitro</i> induction TRAIL-mediated apoptosis	MD5-1	BE0161	
EGFR	human	<i>in vitro</i> EGFR blockade, <i>in vivo</i> EGFR blockade in xenografts, WB, Functional assays	225	BE0278	
EGFR	human	<i>in vitro</i> EGFR blockade, <i>in vivo</i> EGFR blockade in xenografts, WB, Functional assays, IP, IHC-P, IF, FC	528	BE0279	
EphA2	human	IHC-P, IP, Functional assay	B2D6	BE0341	
E-Cadherin (CD324)	mouse	<i>in vivo</i> E-Cadherin neutralization, <i>in vitro</i> E-Cadherin neutralization, IF, IP, WB	DECMA-1	BE0352	
E-selectin (CD62E)	mouse	<i>in vivo</i> E-selectin blockade, <i>in vitro</i> E-selectin blockade, IHC-F	9A9	BE0294	
FasL (CD178)	mouse	<i>in vivo</i> and <i>in vitro</i> FasL blockade, Functional assay, IHC-P, FC	MFL3	BE0319	
FGL-1	mouse	<i>in vivo</i> and <i>in vitro</i> FGL-1 blockade, FC, IHC-P	177R4	BE0332	
Galectin-9	mouse	<i>in vivo</i> and <i>in vitro</i> Galectin-9 blockade	RG9-1	BE0218	
GITR	mouse	<i>in vivo</i> GITR stimulation	DTA-1	BE0063	BP0063
GM-CSF	mouse	<i>in vivo</i> and <i>in vitro</i> GM-CSF neutralization, FC	MPI-22E9	BE0259	
HER2 (neu)	human/rat	<i>in vivo</i> and <i>in vitro</i> HER2/neu inhibition, IP, IF, FC	7.16.4	BE0277	
ICOS	mouse	<i>in vivo</i> blocking of ICOS/ICOSL signaling, FC	7E.17G9	BE0059	
ICOSL (CD275)	mouse	<i>in vivo</i> ICOSL neutralization	HK5.3	BE0028	
IL-7Rα (CD127)	mouse	<i>in vivo</i> blocking of IL-7Rα signaling, FC	A7R34	BE0065	
IL-17F	mouse	<i>in vivo</i> IL-17F neutralization	MM17F8F5.1A9	BE0303	
IL-27 p28	mouse	<i>in vivo</i> and <i>in vitro</i> IL-27 p28 neutralization, FC	MM27.7B1	BE0326	
Jagged2	mouse	<i>in vivo</i> Jagged 2 neutralization	HMJ2-1	BE0125	
LAG-3	mouse	<i>in vivo</i> and <i>in vitro</i> LAG-3 neutralization, FC	C9B7W	BE0174	BP0174
LPAM-1 (Integrin α4β7)	mouse	<i>in vivo</i> Integrin α4β7 neutralization, FC	DATK32	BE0034	
LRP1 (CD91)	mouse/human/rat	WB, IF, IP	11H4	BE0333	
Ly6G	mouse	<i>in vivo</i> neutrophil depletion, <i>in vivo</i> MDSC depletion, IF, IHC-P, IHC-F, FC	1A8	BE0075-1	BP0075-1
Ly6G/Ly6C (Gr-1)	mouse	<i>in vivo</i> neutrophil depletion, IHC-P, IHC-F, IF, FC	NIMP-R14	BE0320	
Ly6G/Ly6C (Gr-1)	mouse	<i>in vivo</i> depletion of Gr-1+ myeloid cells, FC, IHC-P, IHC-F	RB6-8C5	BE0075	BP0076
MAGEC2 (CT10)	human	IHC-P, IF, WB	LX-CT10.5	BE0335	
MDR-1 (CD243)	human/monkey	<i>in vivo</i> MDR-1 blocking/depletion in xenogeneic murine tumor models, <i>in vitro</i> MDR-1 blocking, IHC-P	UIC2	BE0340	
MUC1 (CD227)	human	<i>in vivo</i> administration in mouse xenograft models, IHC-P, IF, <i>in vitro</i> cell cytotoxicity assay, WB	C595 (NCRC48)	BE0336	
NKG2A/C/E	mouse	<i>in vivo</i> and <i>in vitro</i> NKG2A blockade, IHC-F, FC	20D5	BE0321	
NKG2D	mouse	<i>in vivo</i> NKG2D blockade	HMG2D	BE0111	
PD-1 (CD279)	mouse	<i>in vivo</i> blocking of PD-1/PD-L signaling, <i>in vitro</i> PD-1 neutralization	J43	BE0033-2	BP0033-3
PD-1 (CD279)	mouse	<i>in vivo</i> blocking of PD-1/PD-L signaling	RMP1-14	BE0146	BP0146
PD-1 (CD279)	human	<i>in vitro</i> PD-1 neutralization, <i>in vivo</i> PD-1 blockade in humanized mice	J116	BE0188	
PD-1 (CD279)	human	<i>in vivo</i> PD-1 blockade in humanized mice, FC	J110	BE0193	
PD-1 (CD279)	mouse	<i>in vivo</i> blocking of PD-1/PD-L signaling, <i>in vitro</i> PD-1 neutralization, IHC-F, FC, WB	29F.1A12	BE0273	BP0273
PD-L1 (B7-H1)	mouse	<i>in vivo</i> PD-L1 blockade, IF, IHC-F, FC	10F.9G2	BE0101	BP0101
PD-L1 (B7-H1)	human	<i>in vitro</i> PD-L1 blockade, Functional assays, IHC-F, FC	29E.2A3	BE0285	
PD-L2 (B7-DC)	mouse	<i>in vivo</i> and <i>in vitro</i> PD-L2 blockade, IHC-F, FC	TY25	BE0112	
RANKL (CD254)	mouse	<i>in vivo</i> RANKL blockade	IK22/5	BE0191	
TIM-1 (CD365)	mouse	<i>in vivo</i> TIM-1 neutralization	RMT1-10	BE0113	
TIM-1 (CD365)	mouse	<i>in vivo</i> and <i>in vitro</i> TIM-1 blockade	3D10	BE0314	
TIM-3 (CD366)	mouse	<i>in vivo</i> TIM-3 neutralization, <i>in vitro</i> TIM-3 blocking, FC	RMT3-23	BE0115	BP0115
TNFα	mouse/rat/rabbit	<i>in vivo</i> TNFα neutralization, FC	TN3-19.12	BE0244	
VEGFR-2	mouse	<i>in vivo</i> blocking of VEGF/VEGFR-2 signaling, <i>in vitro</i> blocking of VEGFR signaling	DC101	BE0060	BP0061
VISTA	mouse	<i>in vivo</i> and <i>in vitro</i> blocking of VISTA signaling, FC	13F3	BE0310	BP0310
VLDL-R	mouse/rat/bovine	WB	IgG-6A6	BE0345	



For over 20 years, scientists have trusted Bio X Cell as their go-to source for *in vivo* functional grade antibodies. This is reflected in over 15,000 peer-reviewed publications citing Bio X Cell products. We understand this responsibility is of paramount importance and remain committed to producing antibodies of unparalleled quality and consistency, enabling our partners around the globe to accelerate research and discoveries.

Bio X Cell

bioxcell.com | 1.866.787.3444
customerservice@bioxcell.com

Conditions: For Research Use Only. Not for use in diagnostic or therapeutic procedures. Not for resale.
Bio X Cell, Bio X Cell Logo and all other trademarks are the property of Bio X Cell. © Bio X Cell 2021

